


# Birthday Streamers



# Birthday Streamers: Instructions


**Step 1:** Print out and fold paper along the solid line so that flags are facing each other. With scissors, cut along the solid lines of the flags.

**Step 2:** Cut string or yarn (vary the lengths if you like) to form your streamers.


**Step 3:** Put the string or yarn between the matching flags. Attach the flags with glue or double-stick tape with the string sandwiched in between. Print out multiple copies of the streamers to make a longer garland!



# Birthday Streamers



# Birthday Streamers



# Birthday Streamers

